

Moulding Profiles



k

**KIUMB FOREST
PRODUCTS**

COVINGTON, GEORGIA

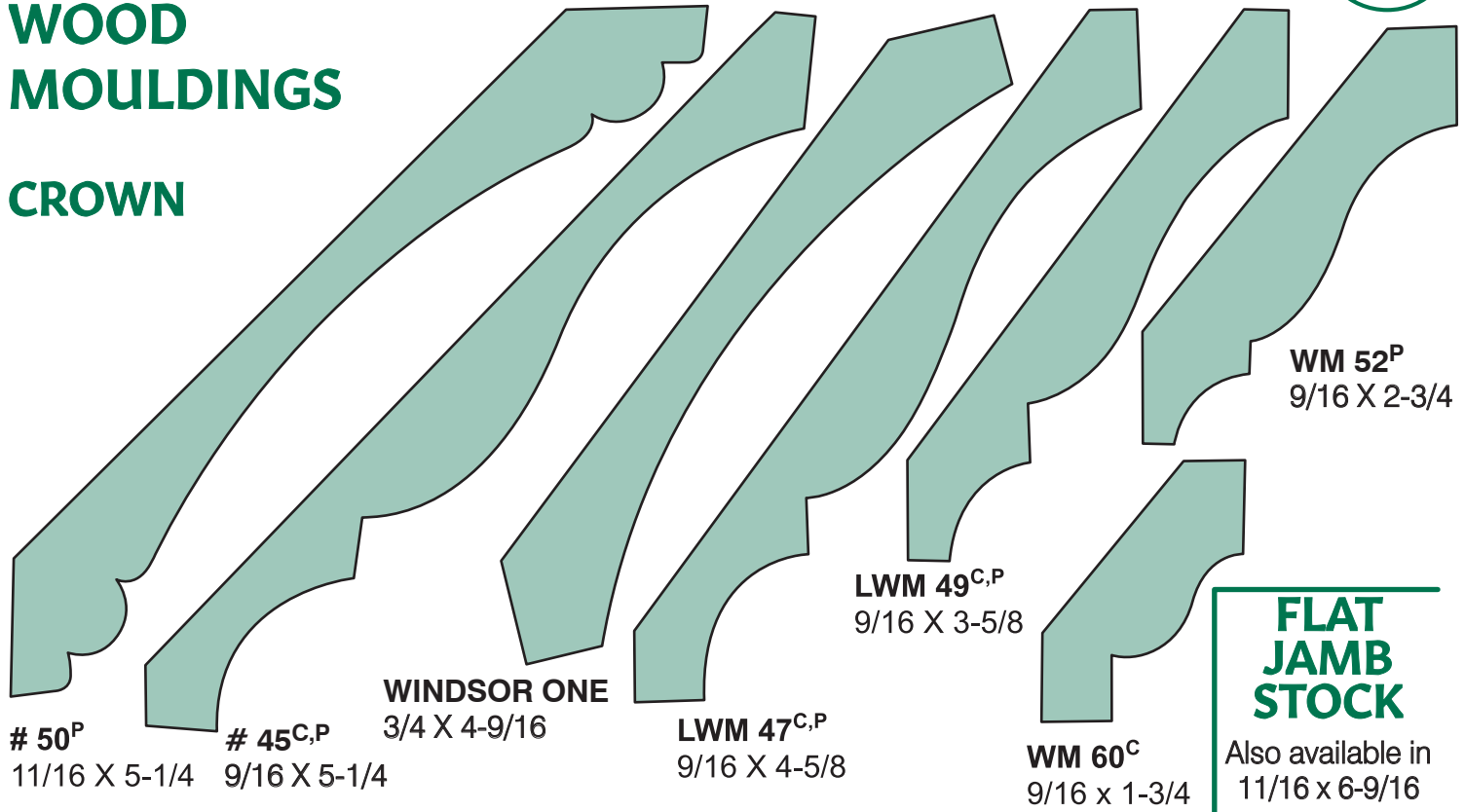
Real People, Real Knowledge

Who Provide What You Need, When You Need It - Every Time!



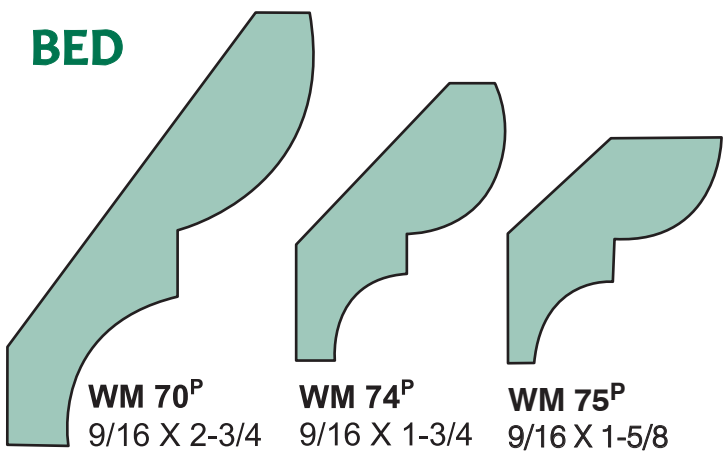
**WOOD
MOULDINGS**

CROWN

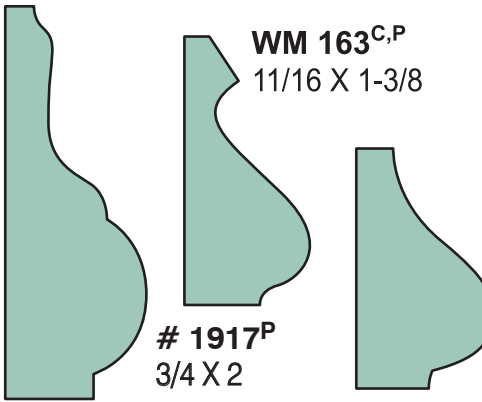
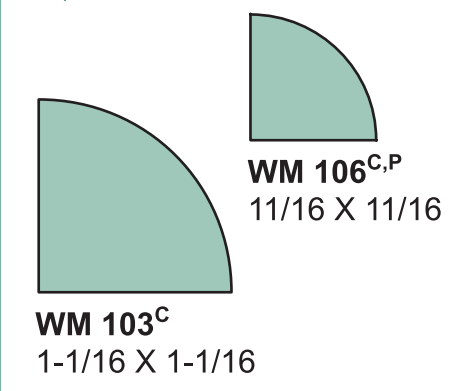


**FLAT
JAMB
STOCK**
Also available in
11/16 x 6-9/16

BED



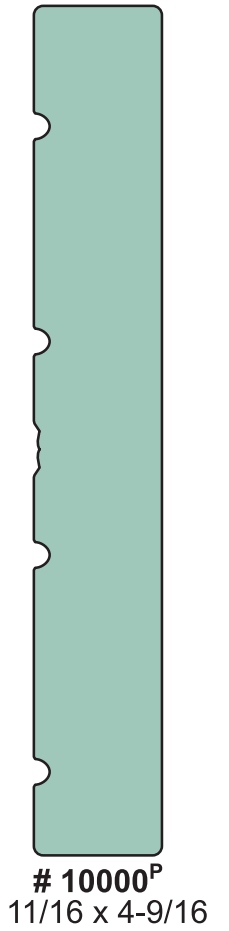
QUARTER ROUND



BASE CAP
WM 1207^C
11/16 X 7/8

LATTICE WM 266^C
1/4 X 1-1/2

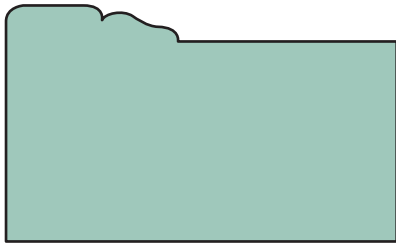
SCREEN MOULD
WM 142^C
1/4 X 3/4





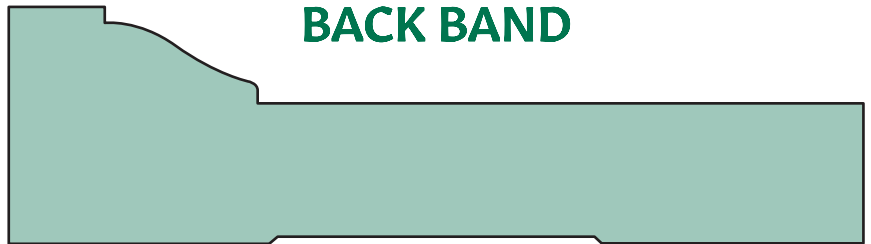
KLUMB FOREST PRODUCTS

WOOD MOULDINGS BRICK MOULD



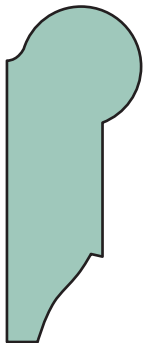
WM 180^P 1-1/4 X 2

BACK BAND



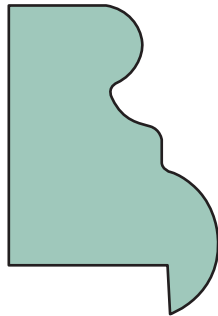
481^P 1X4 with Back Band
1-1/4 X 4-1/2

PICTURE MOULD

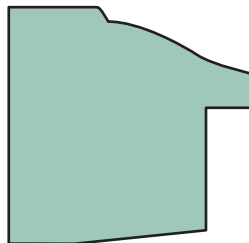


WM 273^P
11/16 X 1-3/4

PANEL MOULD



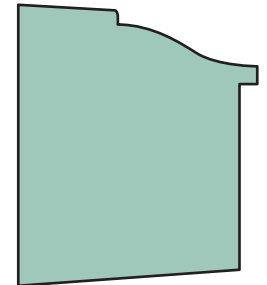
42R^P
1-1/16 X 1-5/8



LWM 281^P
1-1/4 X 1-1/4




WM 281^P
11/16 X 1-1/8



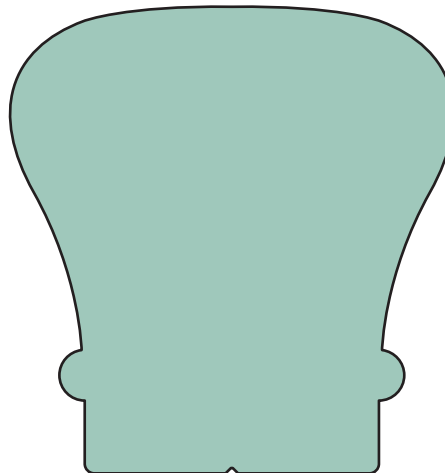
282^P
1-1/4 X 1-1/2

FULL ROUND



WM 233^C
1-1/4

OAK MOULDING




HAND
RAIL WM 6010^C
2-1/4 X 2-3/8 (2" base)



QUARTER
ROUND
WM 105^C
3/4 X 3/4




SHOE
WM 126^C
1/2 X 3/4



MLD100^C
3/4 X 3/4
COVE

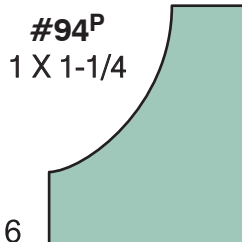
COVE



WM 85^C
9/16 X 1-3/4

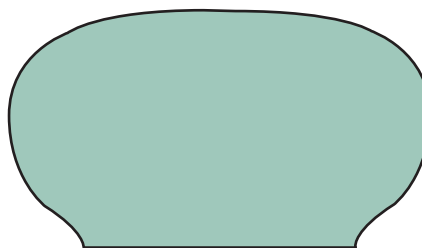


WM 100^C
11/16 X 11/16




#94^P
1 X 1-1/4

HAND RAIL



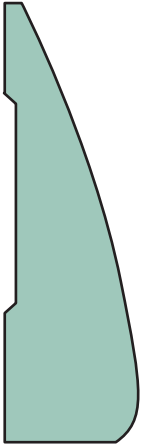
WM 240^{C,P}
1-1/4 X 2-1/4




WM 231^C
1-1/2 X 1-11/16



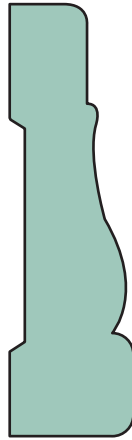
**WOOD MOULDINGS
CASING**



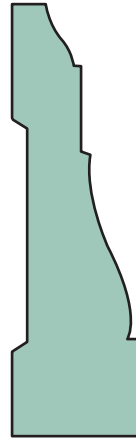
WM 327^{PC}
11/16 X 2-1/4



WM 473^P
9/16 X 2-1/4



WM 356^{PC}
11/16 X 2-1/4




WM 366^{PC}
11/16 X 2-1/4

APRON

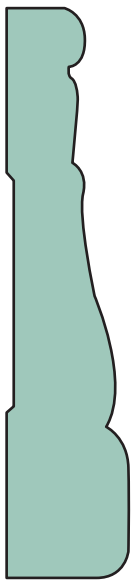


B-200^P
11/16 X 2-1/2

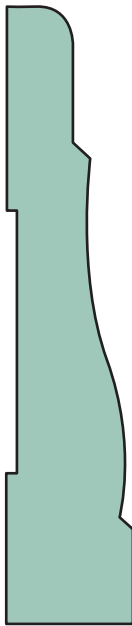
**RAKE
MOULD**



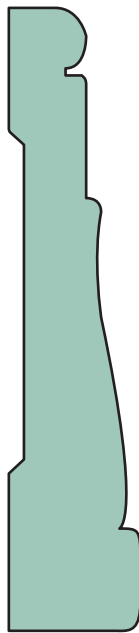
003^P
11/16 X 3



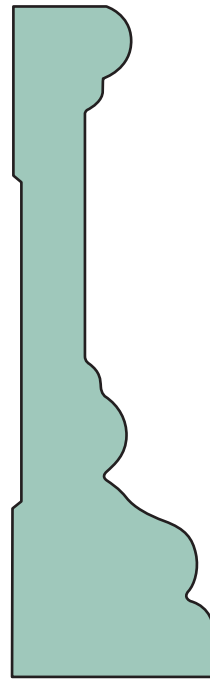
371^P
5/8 X 2-15/16



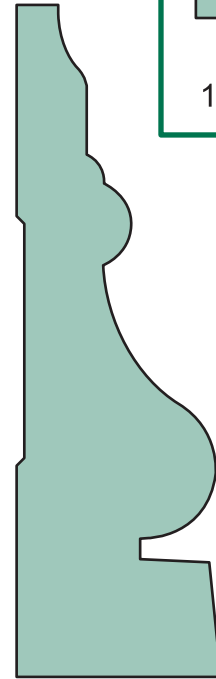
444^P
11/16 X 3-1/4



WM 445^P
11/16 X 3-1/4



RB3^{C,P}
1-1/16 X 3-1/2



534 - Sprott^P
1-1/16 X 3-1/2

STOP



WM 254^C
1/2 X 3/4



WM 877^C
7/16 X 1-1/4



WM 935^C
7/16 X 1-5/8

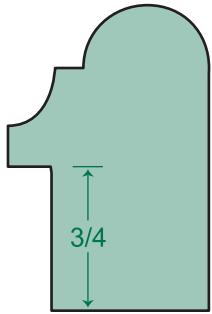


WM 937^C
7/16 X 1-1/4




WOOD MOULDINGS

CAP MOULD



289^P
1-1/16 X 1-5/8

BASE



WM 713^{R,C}
9/16 X 3-1/4



WM 623^{C,P}
9/16 X 3-1/4



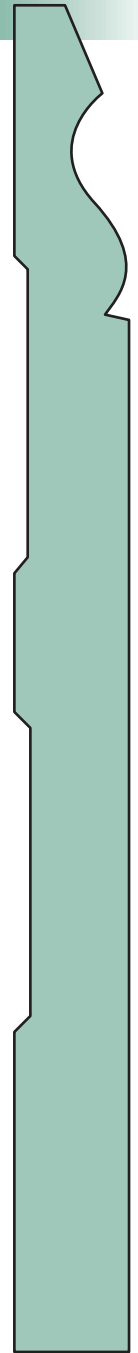
WM 620^{C,P}
9/16 X 3-1/4



WM 618^P
9/16 X 5-1/4

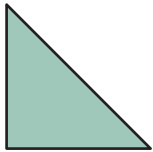


610^{C,P}
9/16 X 5-1/4



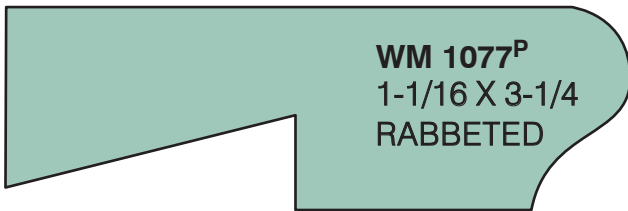
7180^P
9/16 X 7-1/8

CHAMFER STRIP

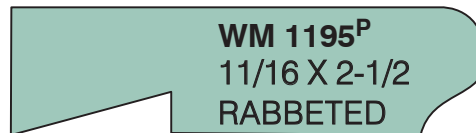


WM 995^C
3/4 X 3/4

STOOL



WM 1077^P
1-1/16 X 3-1/4
RABBETED



WM 1195^P
11/16 X 2-1/2
RABBETED



WM 1021^{C,P} 11/16 X 5-1/4



MLD DOORSTOOL^P
1/2 X 1-1/4

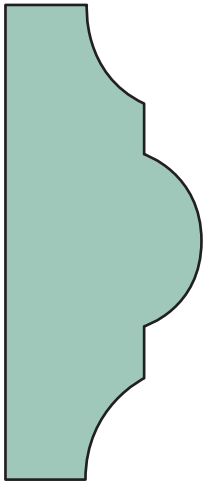


WM 1021-8^P 11/16 X 7-1/4

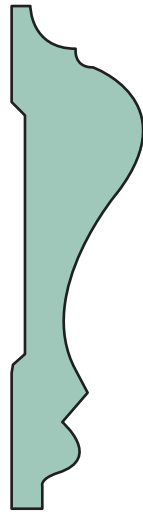


WOOD MOULDINGS

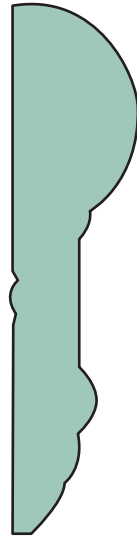
CHAIR RAIL



136^P
1 x 2-1/2



WM 390^P
11/16 X 2-5/8

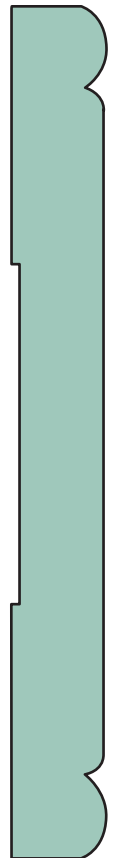


#1001^P
11/16 X 2-3/4




1217^C
1/2 X 1-1/2

CHAIR RAIL BACKER



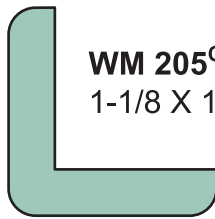
135^P
1/2 X 4-1/2

SHOE



WM 129^{C,P}
7/16 X 11/16

OUTSIDE CORNER



WM 205^C
1-1/8 X 1-1/8



WM 206^C
11/16 X 11/16

WINDOW STOP



WM 940^C
7/16 X 7/8




WM 941^C
7/16 X 3/4




LWM 943^C
7/16 X 5/8

S4S



WM 236^C
1-1/2 X 1-1/2



WM 249^{CP}
11/16 X 1-1/2

MULLION CASING



WM 987^C
3/8 X 2

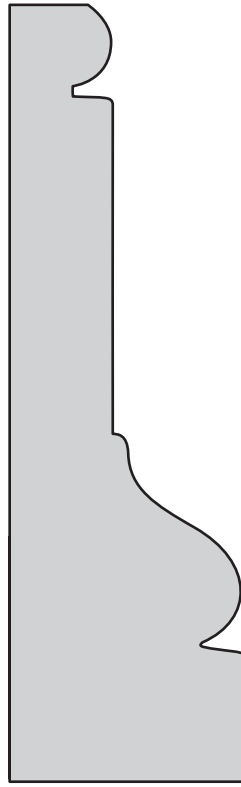


WM 988^C
3/8 X 1-3/8

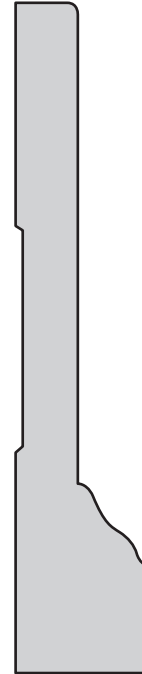


PRIMED LITE MDF MOULDINGS

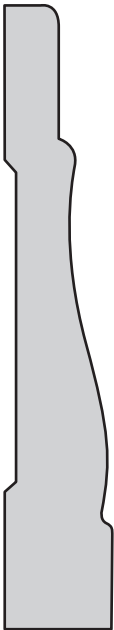
CASING



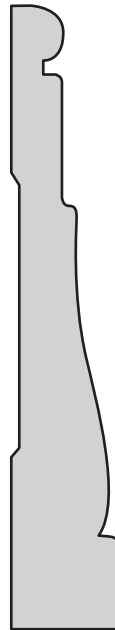
304^{PMDF}
1-1/4 X 4-1/16



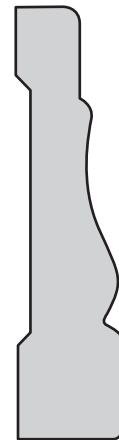
329^{PMDF}
11/16 X 3-1/2



344^{PMDF}
9/16 X 3-1/4



345^{PMDF}
9/16 X 3-1/4



356^{PMDF}
9/16 X 2-1/4



PRIMED LITE MDF MOULDINGS

BASE



023-3^{PMDF}
1/2 X 3-1/4



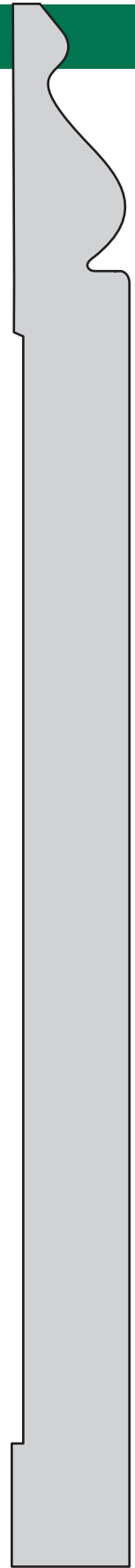
023-4^{PMDF}
1/2 X 4-1/4



010-5^{PMDF}
1/2 X 5-1/4



010-7^{PMDF}
1/2 X 7-1/4



002-9^{PMDF}
11/16 X 9-1/4



PRIMED LITE MDF MOULDINGS

BASE



MDF 610
15mm X 5-1/4

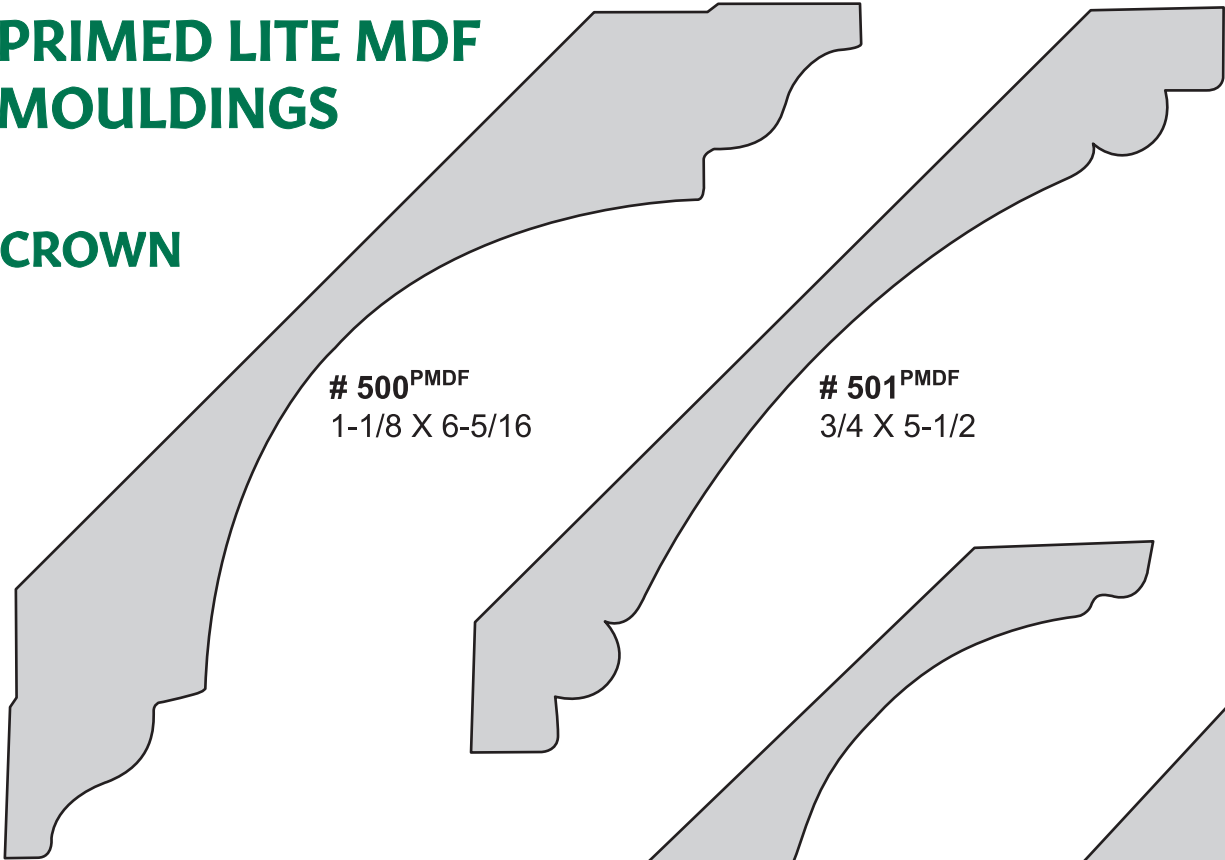


MDF 810
15mm X 7-1/4



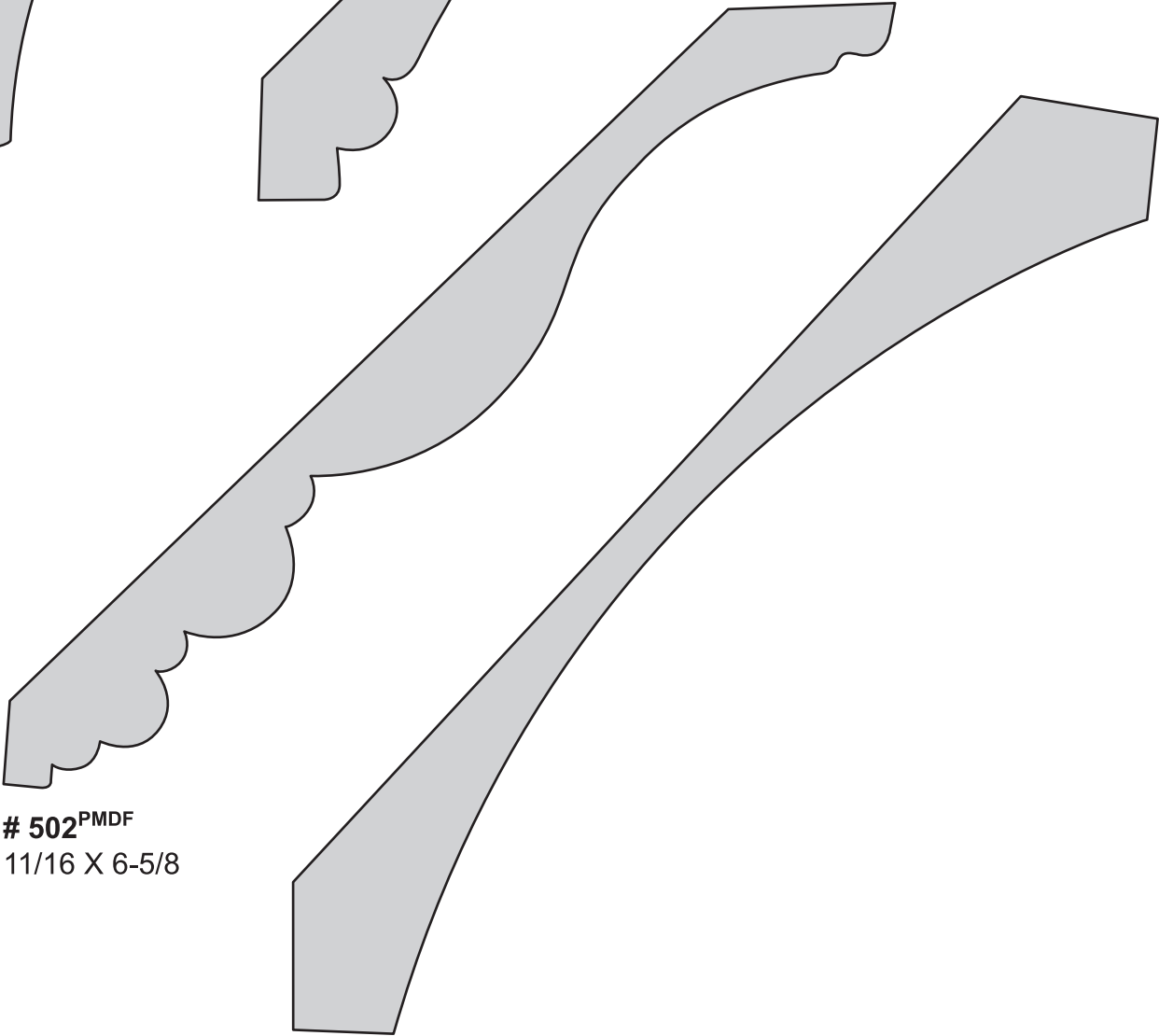
PRIMED LITE MDF MOULDINGS

CROWN



500^{PMDF}
1-1/8 X 6-5/16

501^{PMDF}
3/4 X 5-1/2



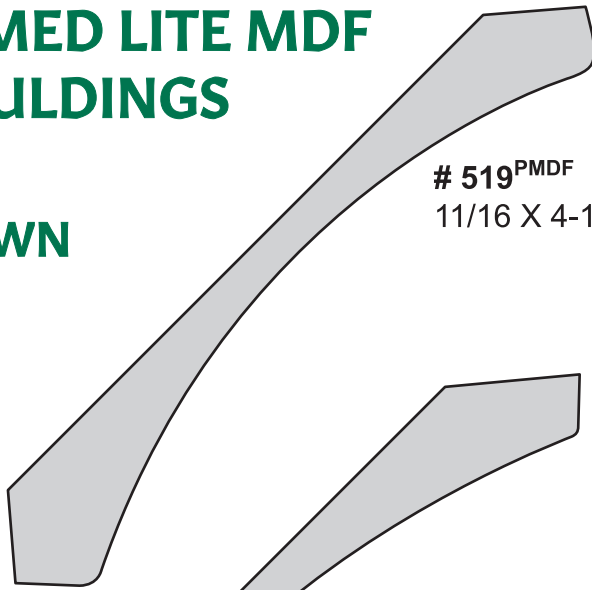
502^{PMDF}
11/16 X 6-5/8

505^{PMDF}
1 X 7

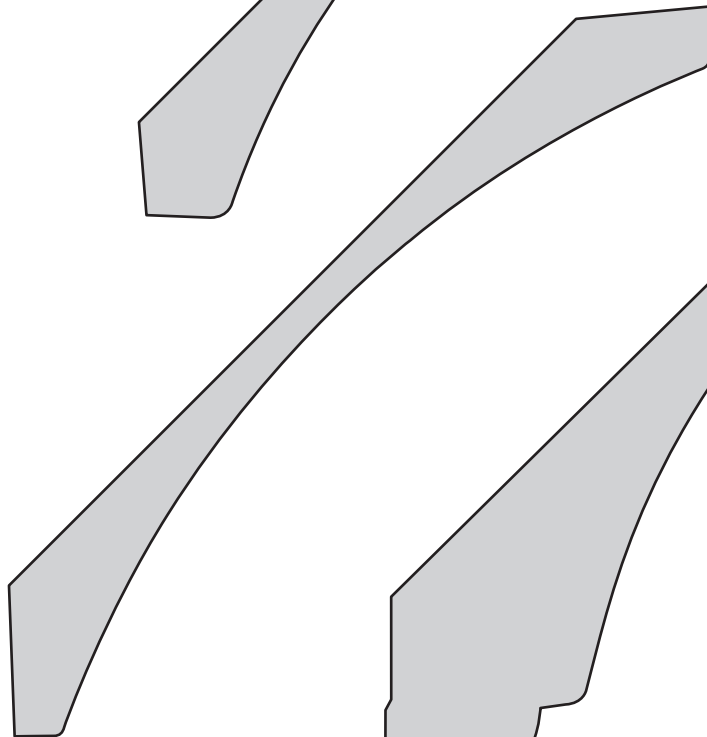


**PRIMED LITE MDF
MOULDINGS**

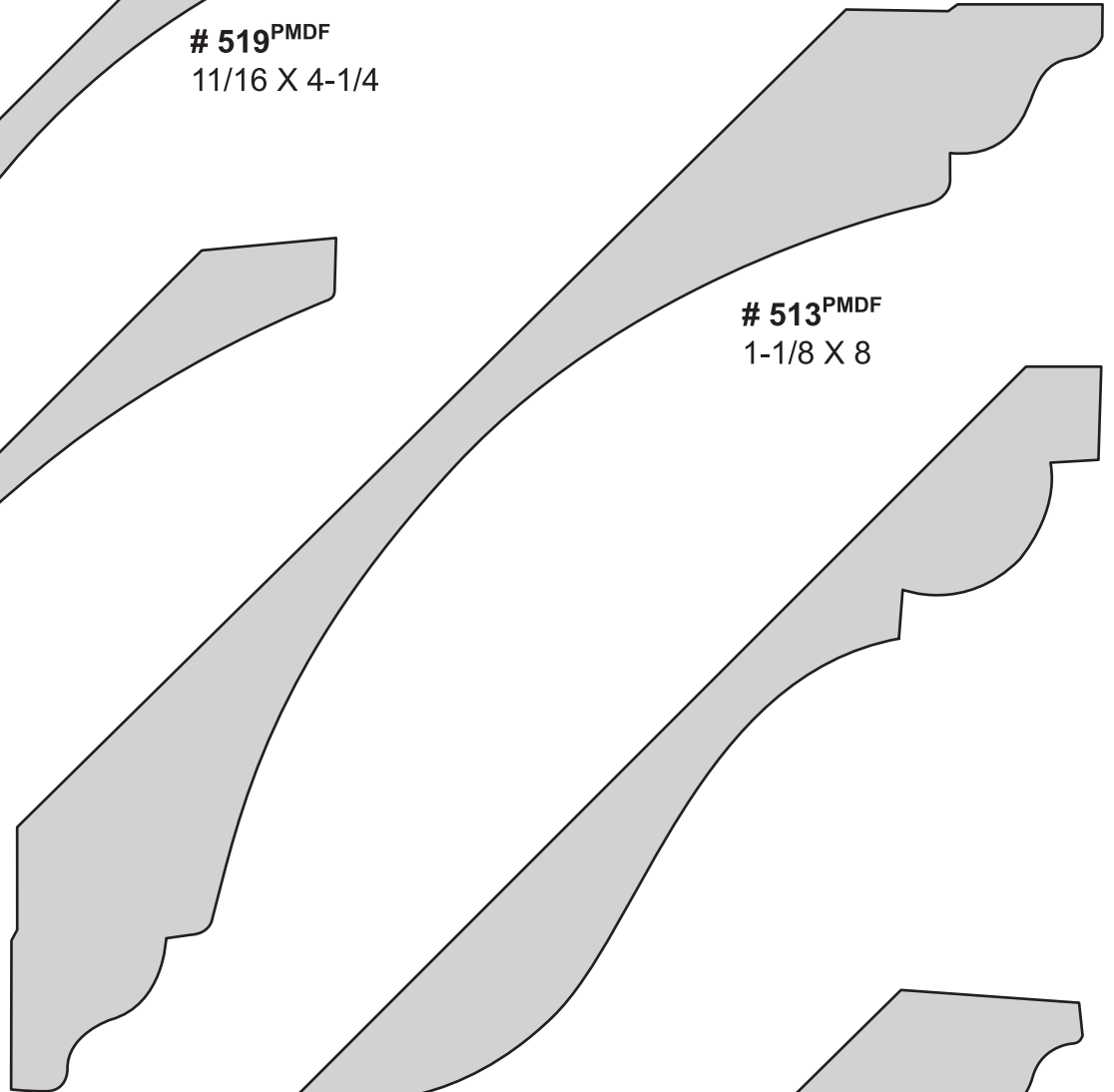
CROWN




519^{PMDF}
1 1/16 X 4-1/4



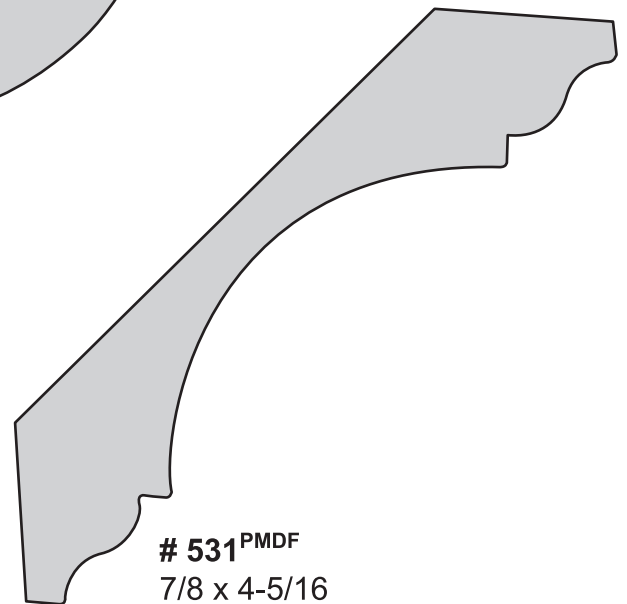
653^{PMDF}
1 1/16 X 5-1/4



513^{PMDF}
1-1/8 X 8



536^{PMDF}
1 1/16 X 7-1/2

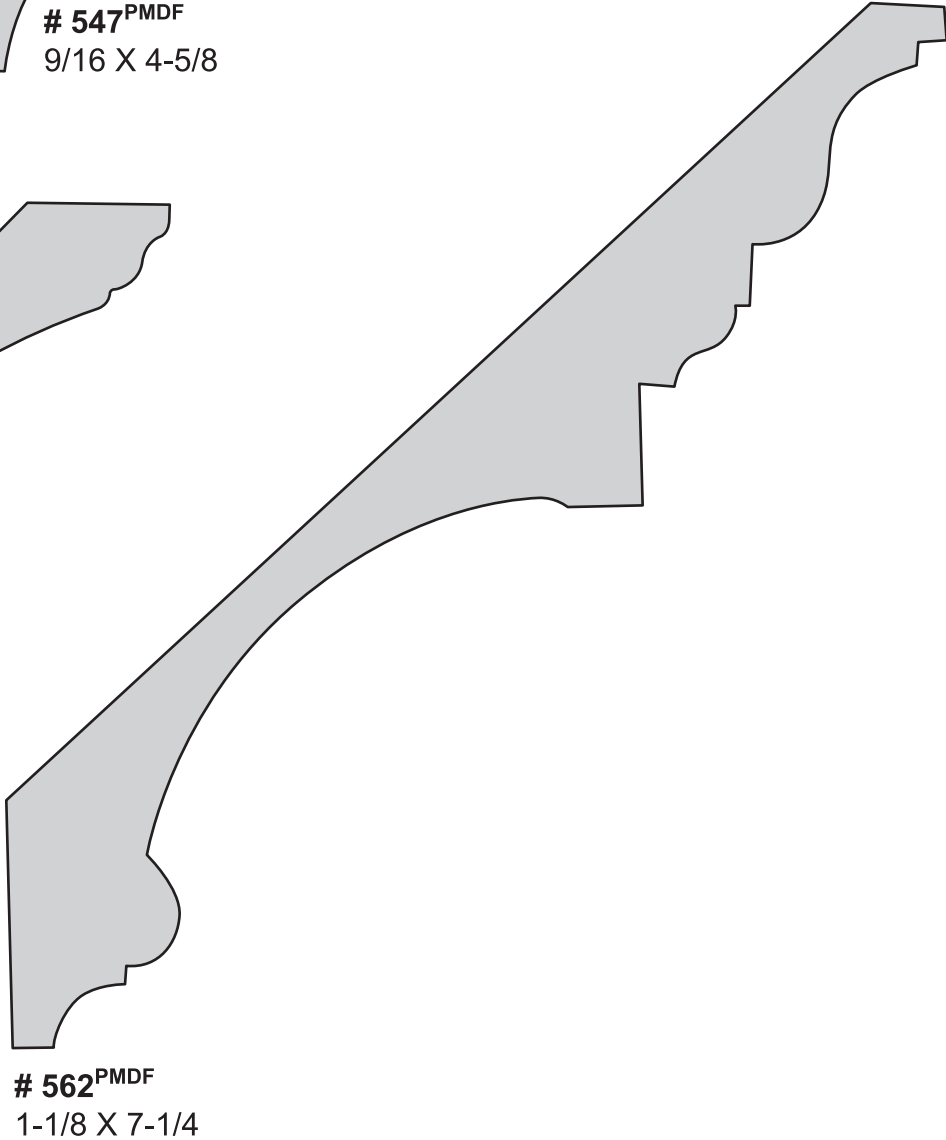
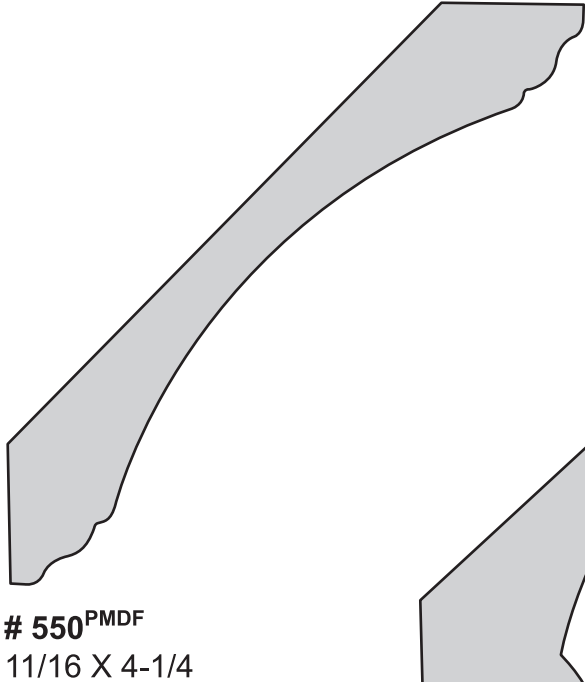
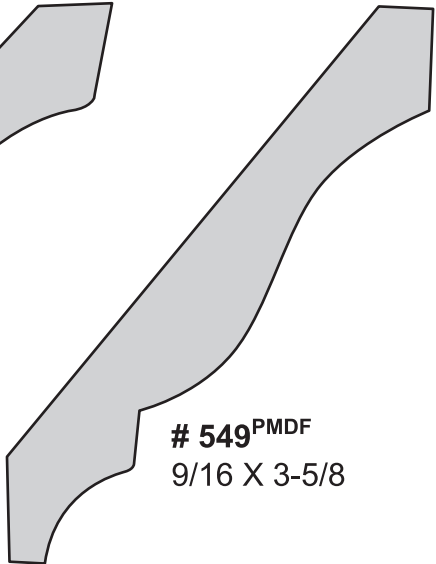
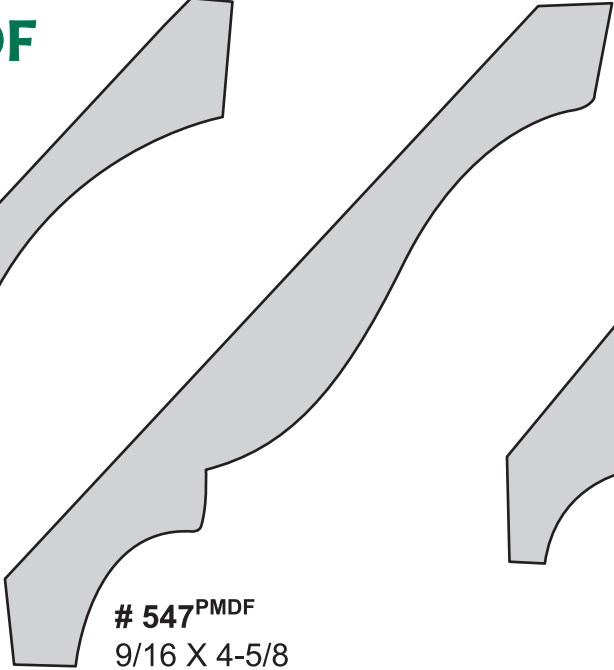
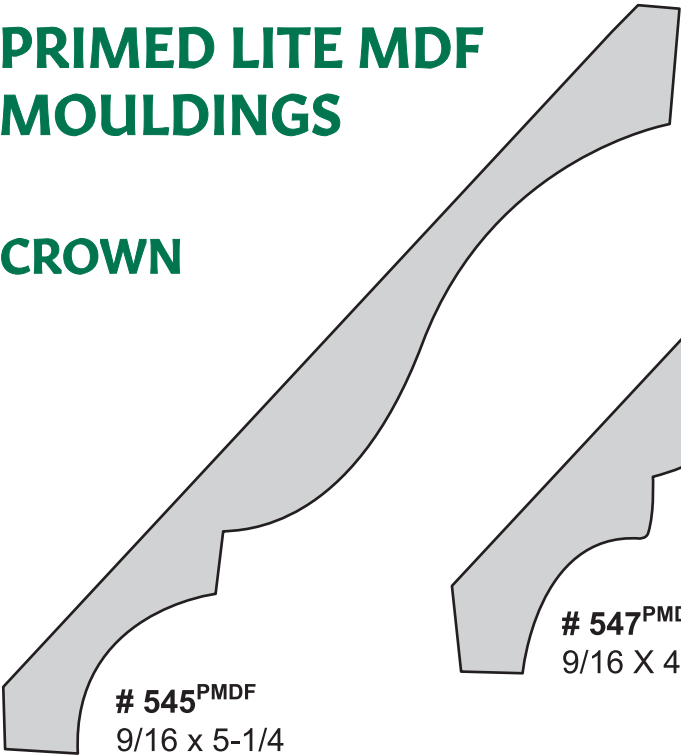


531^{PMDF}
7/8 x 4-5/16



PRIMED LITE MDF MOULDINGS

CROWN





PRIMED LITE MDF MOULDINGS

WINDOW STOOL



921^{PMDF}
11/16 X 5-1/4

FLAT JAMB



703^{PMDF}
11/16 X 4-9/16


S4S BOARDS

# 901 ^{PMDF}	1 X 4	11/16 X 3-1/2	Primed	# 901 ^{MDF}	1 X 16	3/4 X 16	RAW
# 901 ^{PMDF}	1 X 6	11/16 X 5-1/2	Primed				
# 901 ^{PMDF}	1 X 8	11/16 X 7-1/4	Primed				
# 901 ^{PMDF}	1 X 10	11/16 X 9-1/4	Primed				
# 901 ^{PMDF}	1 X 12	11/16 X 11-1/4	Primed				




**CELLULAR PVC
MOULDINGS**

**XO -
PENROD**



356 Casing
11/16 x 2-1/4



445 Casing
11/16 x 3-1/4



RB3 Casing
1 x 3-1/2




626 Casing
1-3/16 x 4-1/2



053 Rake
3/4 X 3



**# 210
Shingle Mould**
11/16 x 1-5/8


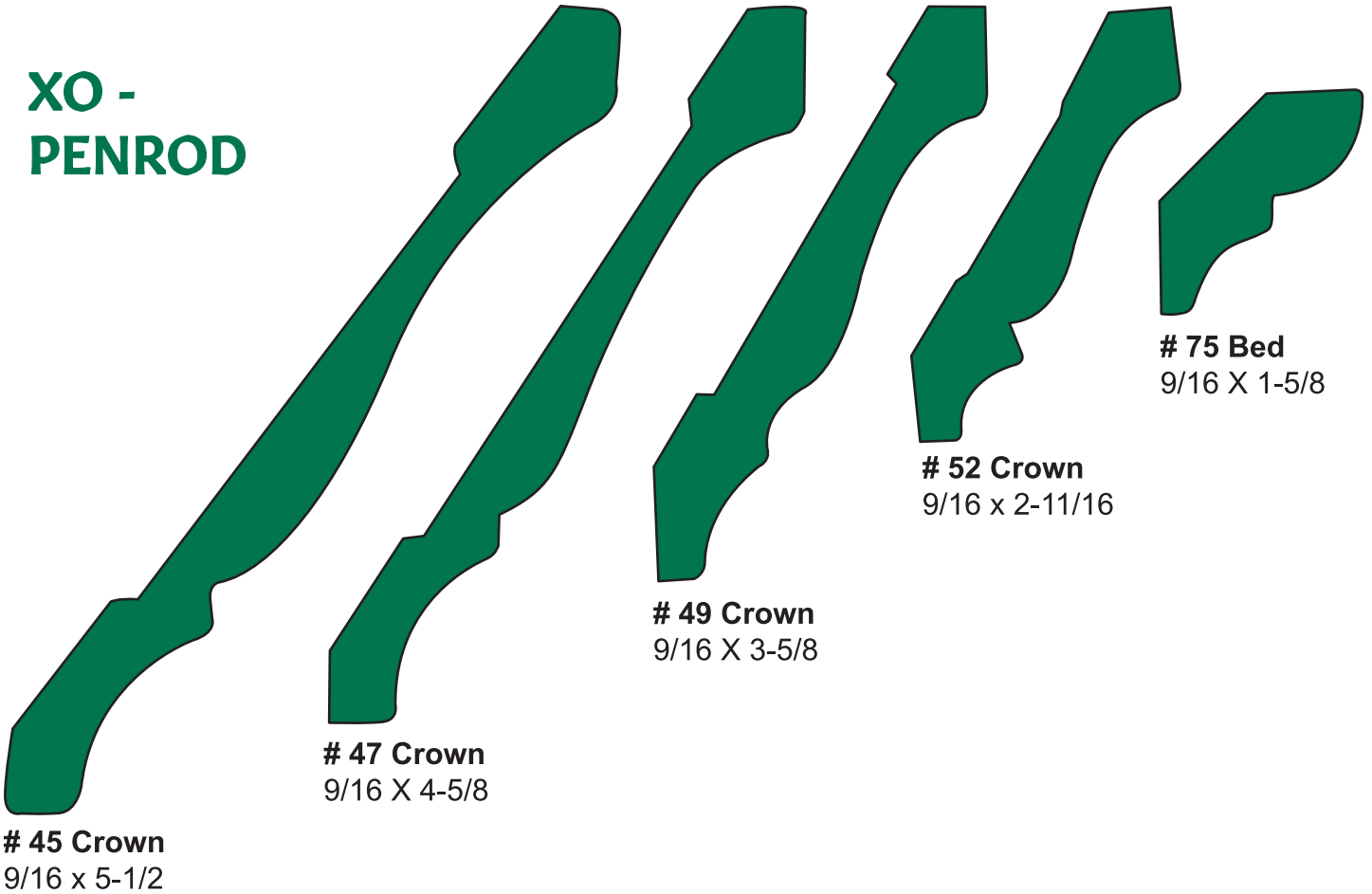


287 Rake
1-1/16 x 2




**CELLULAR PVC
MOULDINGS**

**XO -
PENROD**



236 Baluster
1-1/2 x 1-1/2



0068 Back Band
1-11/32 x 1-13/32



635 Brickmould
1-1/4 x 2




CELLULAR PVC MOULDINGS


XO - PENROD




283 Drip Cap
11/16 x 1-5/8




197 Sill Nosing
1-3/32 x 1-25/32



436 Stile
1-3/8 x 2




937 Sill Nosing
1-3/8 x 1-5/16



**# 311 Transom
Nose Sill**
1-5/8 x 1-1/2



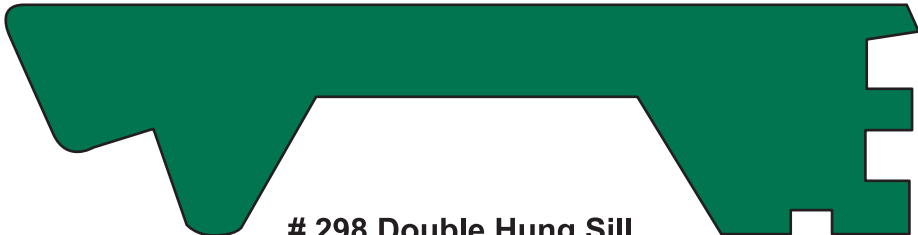
609 Astragal
11/16 X 1-3/4



948 Sill
5 x 1-1/4



L269 Lattice
1/4 x 1-1/2



298 Double Hung Sill
1-1/4 x 4-3/4



CELLULAR PVC MOULDINGS

XO - PENROD



417 Stop
1/2 x 2



6880 Blindstop
5/8 x 1-1/4



1038 Stop
3/4 x 1-3/8



6330 Stop
5/8 x 5/8



6329 Stop
5/8 x 1-3/4



100 Cove
11/16 x 11/16



802 Mullion
1-1/16 x 1-15/32



6350 Mull
5/8 x 1-3/8



078 Quarter Round
5/8 x 5/8



164 Base Cap
11/16 X 1-1/8



319 Attic Vent Louver
3/4 x 3-1/2



PVC TRIM

PVC
1X3 - 1X12
(Net 5/8")



PVC
1X4 - 1X12
(Net 3/4")



PVC
5/4 x 4 - 5/4 x 12
(Net 1")



SHEET GOODS



PANELS

3/8 x 4 x 8
3/8 x 4 x 18
1/2 x 4 x 8

5/8 x 4 x 10
5/8 x 4 x 18
3/4 x 4 x 8

3/4 x 4 x 10
5/4 x 4 x 10



KLUMB LUMBER & FOREST PRODUCTS, INC.

Board Pattern Profiles

1 x 6 T&G / V-Joint



- Southern Yellow Pine
- #2 Grade & D & BTR

2 x 6 #1 Select Centermatch / V-Joint



- Southern Yellow Pine
- Spruce

1 x 8 "C & BTR" T&G / V-Joint



- Southern Yellow Pine

1 x 6 Edge & Centerbead / V-Joint



- Gorman Elite Spruce
- Euro Spruce (shrinkwrapped)
- Swedish Pine (shrinkwrapped)
- Flint River C & BTR SYP
- Select Cypress
- FJP Radiata Pine

1 x 6 Pattern 105 (Also available in 1x8)



- D & BTR Southern Yellow Pine

1 x 6 MDF Nickel Gap



1 x 4 "C & BTR" KDAT Vertical Grain Porch Flooring



- Southern Yellow Pine

1 x 8 MDF Nickel Gap



1 x 6 Nickel Gap / V-Joint



- Gorman Elite Spruce

1 x 6 T & G Nickel Gap (1/8" Gap)



- C&BTR Southern Yellow Pine

1 x 8 Nickel Gap / V-Joint



- Gorman Elite Spruce

1 x 8 T & G Nickel Gap



- C&BTR Southern Yellow Pine

5/4 x 12 Bull Nose Step Thread



- D & BTR Southern Yellow Pine
- #2 Southern Yellow Pine

2X Eased Edge KDAT (2 x 4 - 2 x 12)



- Southern Yellow Pine

Also Available in
1x4-1x10



KLUMB LUMBER & FOREST PRODUCTS, INC.

Board Pattern Profiles

1 x 4 "C & BTR" Flooring



- Flint River Pine

1 x 6 "C & BTR" Flooring



- Flint River Pine

1 x 6 #2 Flooring



- Southern Yellow Pine

1 x 8 #2 Flooring




- Southern Yellow Pine

1/2 x 6 "D" S4S Siding



- Flint River Pine

1 x 6 #2 Reversible T&G / V-Joint



- Cypress

1/2 x 6 PVC Edge & Centerbead / V-Joint



- PVC

5/4 x 6 Radius Edge Decking



- C & BTR KDAT EverDeck

1 x 4 "C & BTR" Edge & Centerbead / V-Joint



- Flint River Pine

1/2 x 6 Plain Bevel



- FJP Paulownia

1/2 x 8 Plain Bevel



- FJP Paulownia

1 x 6 FJP Nickel Gap / V-Joint



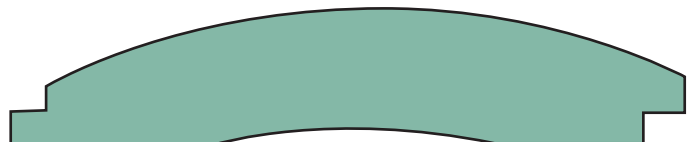
- Radiata Pine

1 x 8 FJP Nickel Gap / V-Joint



- Radiata Pine

2 x 8 Log Cabin Siding



- Southern Yellow Pine

KFP COV GA 11.13.23



**KLUMB FOREST
PRODUCTS**

COVINGTON, GEORGIA

www.klumbblumber.com

Toll Free: (800) 483-1634 ~ Local: (678) 729-8400 ~ Fax: (678) 729-8406